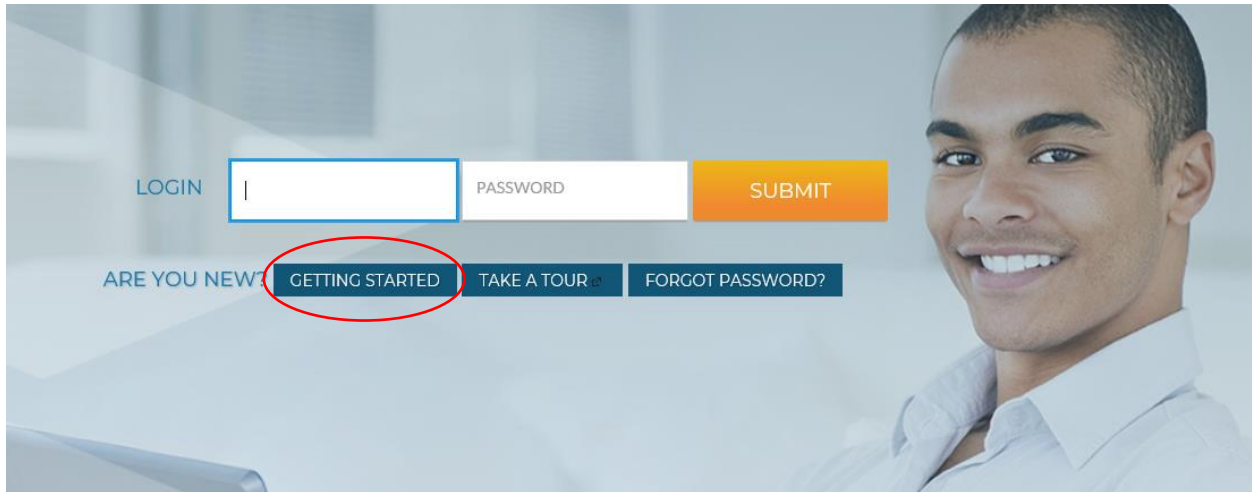



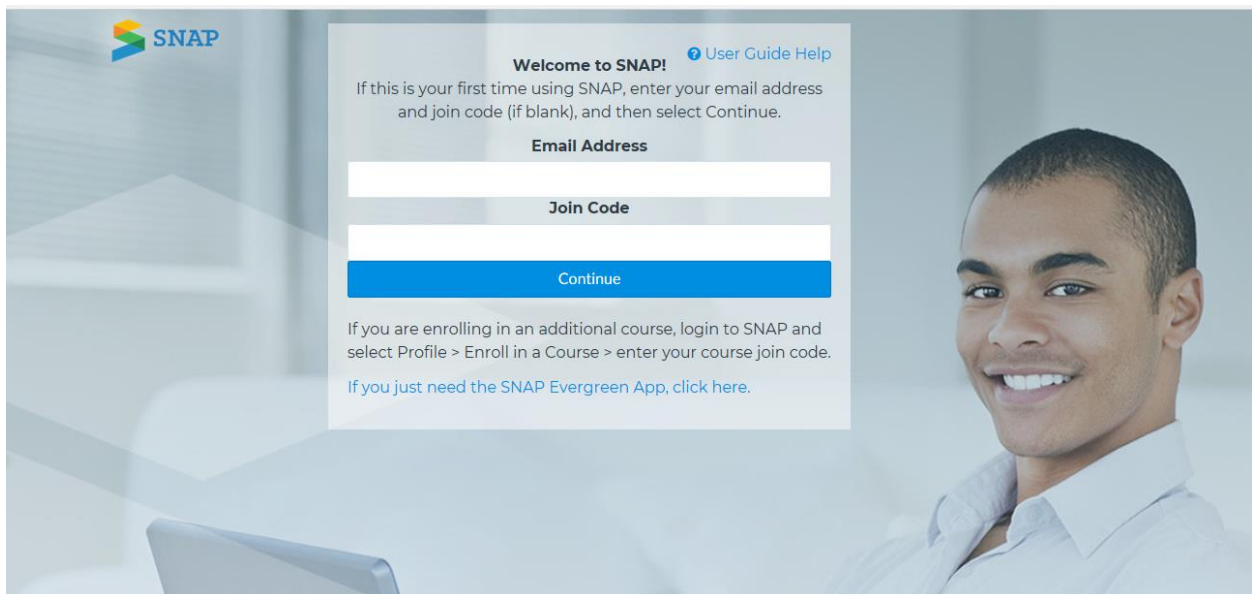


# Tutorial

Step 1. If you are a new student, you will click on “Getting Started”.



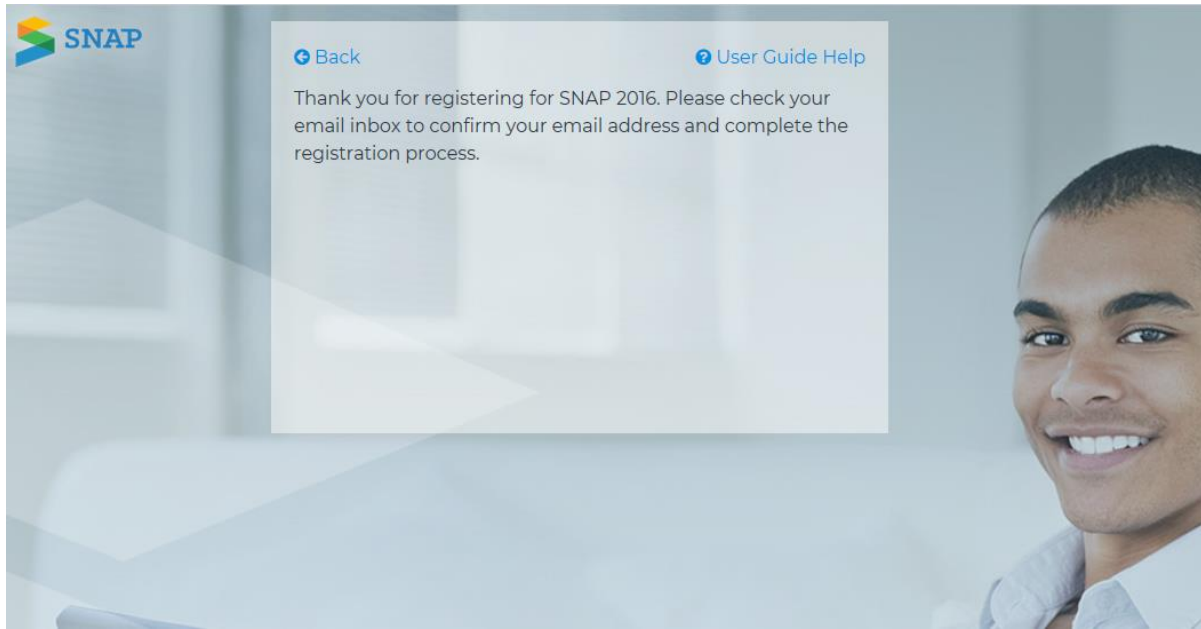
Step 2. You will then be directed to the page below  you will fill in the following information.  
(The Join Code is given to you by your instructor)





# Tutorial

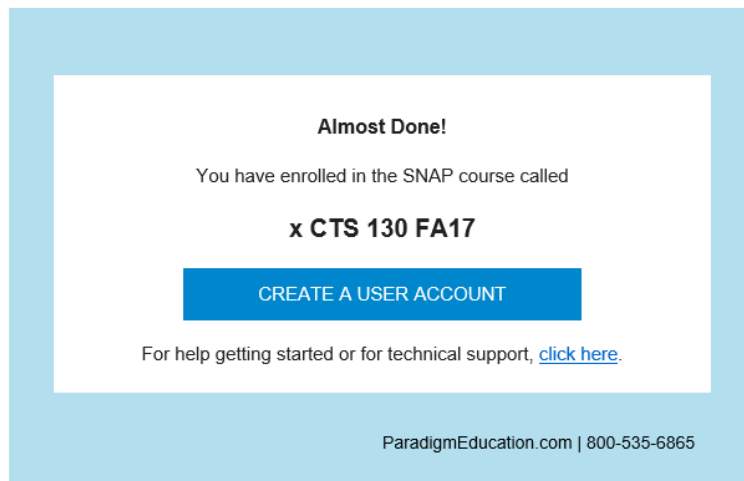
Step 3. Once you fill out the form, you will receive an email confirmation asking you to complete the registration process. You will need to log into your email and click on the link provided in the confirmation email.



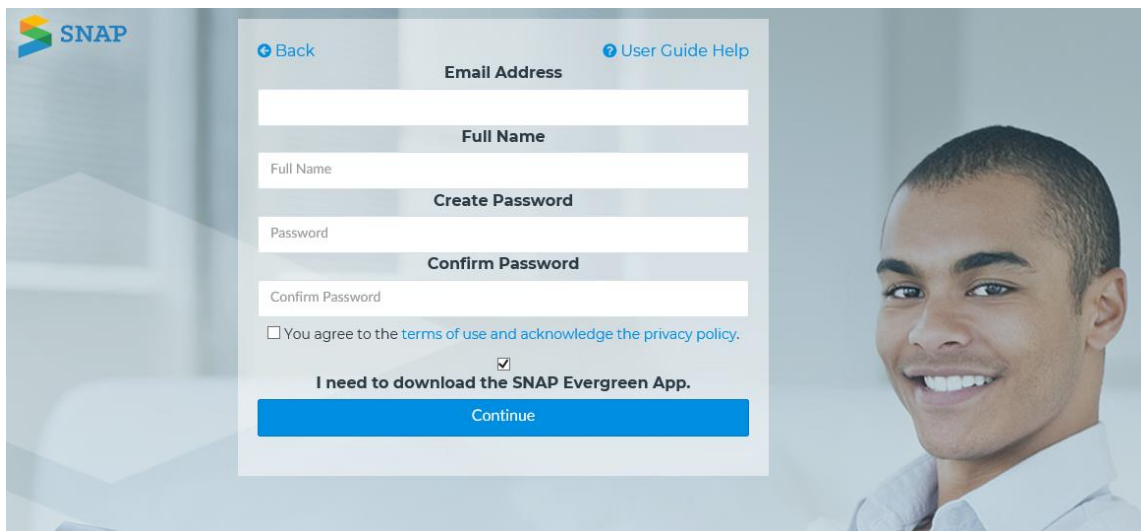


# Tutorial

Step 4. Once you click the link you will see the following box. This is where you will create your user account.



Step 5. Create your user account.





# Tutorial

Step 6. Once you set up your account you will be asked to log back in. You will now be enrolled, follow the instructions to download SNAP App.

The image shows a sequence of steps for downloading the SNAP app. It starts with a web page notification and continues with browser-specific download prompts for Chrome, Microsoft Edge, and Internet Explorer.

**Web Page Notification:**

- Buttons: [Back](#), [User Guide Help](#)
- Text: "Welcome, you have been enrolled into the following courses:"
- Course: "x CTS 130 FA17"
- Action: "Click Continue to install the SNAP App."
- Button: **Continue**
- Text: "After you have installed the SNAP App, using the [Chrome browser](#), navigate to <https://paradigmpublishing.instructure.com>
- Text: "Login to SNAP with your email address and password."

**Browser Download Prompts:**

**When the SNAPPlayerSetup has finished downloading, select the option at the bottom of the web page that matches one of the images below, and then close this browser window.**

- Chrome:** Download bar for "SNAPPlayerSetup.exe" with a "Show all downloads..." link.
- Microsoft Edge:** Notification "SNAPPlayerSetup (1).exe finished downloading." with buttons for "Run", "Open folder", and "View downloads".
- Internet Explorer:** Prompt "Do you want to run or save SNAPPlayerSetup.exe (54.3 MB) from connect.snap2016.com?" with buttons for "Run", "Save", and "Cancel".

**Bottom Prompt:**

"Do you want to run or save **SNAPEvergreenSetup.exe** (1.73 MB) from **connect.snap2016.com**?" with buttons for "Run", "Save", and "Cancel".